

Library System Case Study

■ Register

Library System - Register - Microsoft Internet Explorer

File Edit View Favorites Tools Help

Address http://localhost/class_project/register.html

Library System

Home | User Info | Search | Contact Us | About Us | Login

Action	First Name:	<input type="text"/>
Check in	Last Name:	<input type="text"/>
Check out	User Name:	<input type="text"/>
Status	E-Mail:	<input type="text"/>
Reserve	Password:	<input type="text"/>
Browse	Confirm Password:	<input type="text"/>
Author	Position:	<input type="text" value="Patron"/>
Title		<input type="button" value="Submit"/>
Genre		

[Tell a Friend](#) | [Privacy Policy](#) | [Site Map](#) | [Feedback](#) | [Help](#)
Copyright © 2005, Texas A&M | Modified on July 26, 2005 by Mark

Done Local intranet

Library System Case Study

■ Login

Library System - Login - Microsoft Internet Explorer

File Edit View Favorites Tools Help

Back Forward Stop Home Search Favorites Mail My Yahoo! Games Personals Music Finance Sign In

Address http://localhost/class_project/login.html

Library System

Home | User Info | Search | Contact Us | About Us | Login

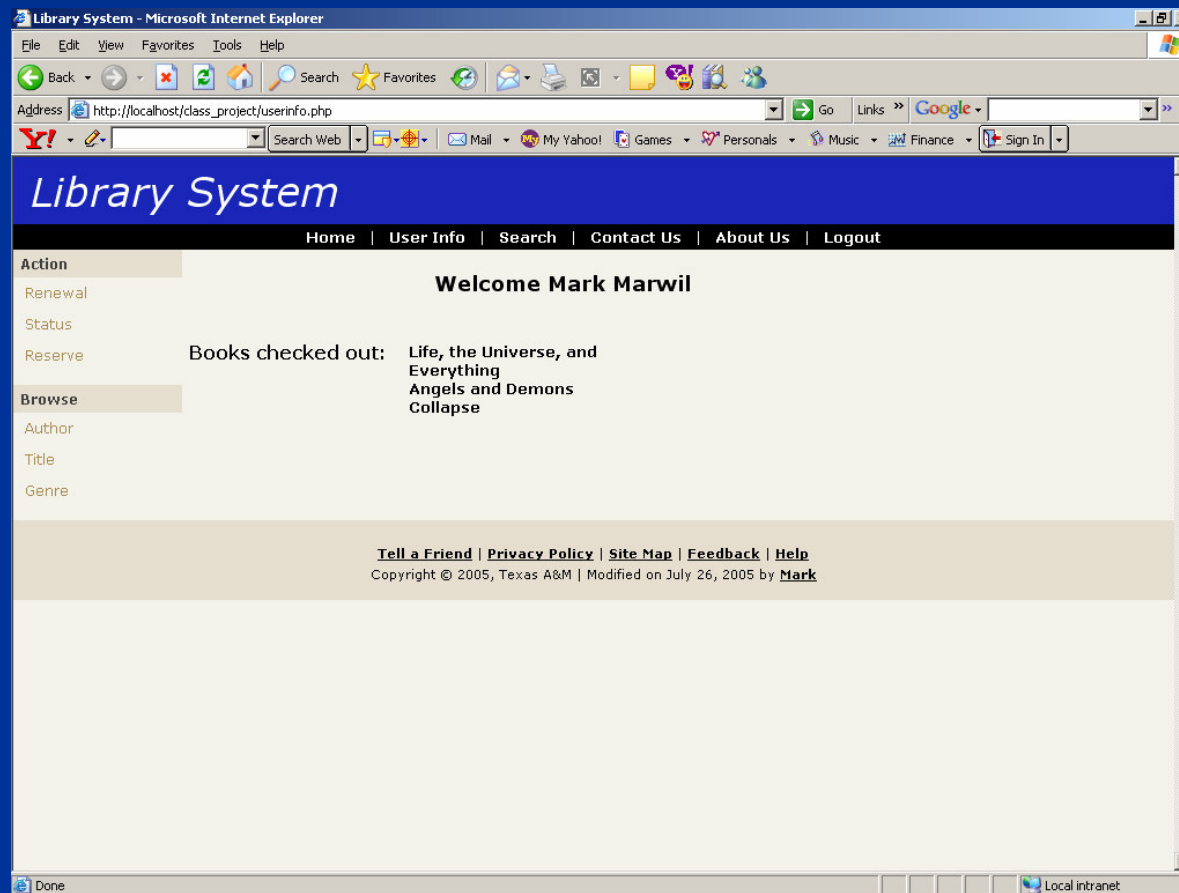
Action	
Check in	Username: <input type="text"/>
Check out	Password: <input type="password"/>
Status	<input type="button" value="Send"/>
Reserve	
Browse	
Author	
Title	Register Here
Genre	

[Tell a Friend](#) | [Privacy Policy](#) | [Site Map](#) | [Feedback](#) | [Help](#)
Copyright © 2005, Texas A&M | Modified on July 26, 2005 by Mark

Local intranet

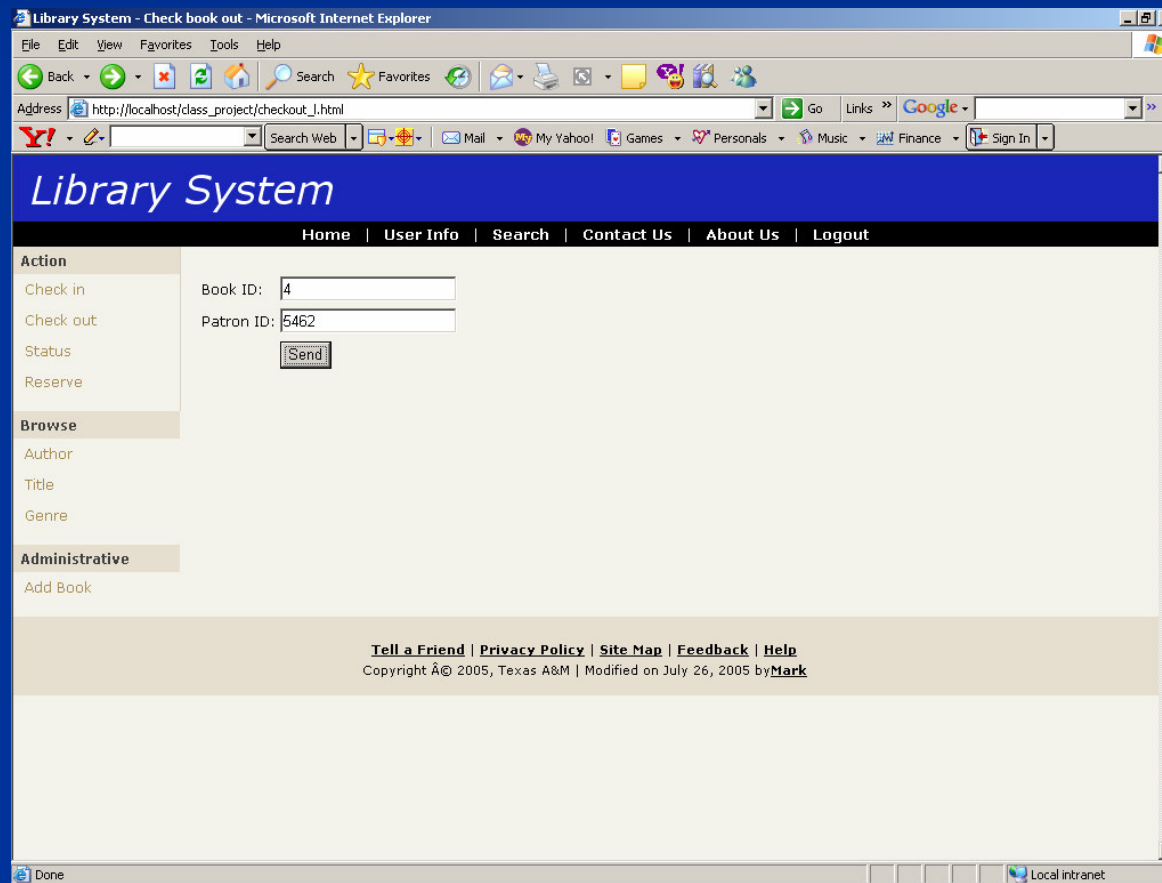
Library System Case Study

■ User Information



Library System Case Study

■ Checkout Book



The screenshot shows a Microsoft Internet Explorer browser window displaying a web application titled "Library System - Check book out". The browser's address bar shows the URL "http://localhost/class_project/checkout_1.html". The page features a blue header with the text "Library System" and a navigation menu with links for "Home", "User Info", "Search", "Contact Us", "About Us", and "Logout".

The main content area is divided into three sections:

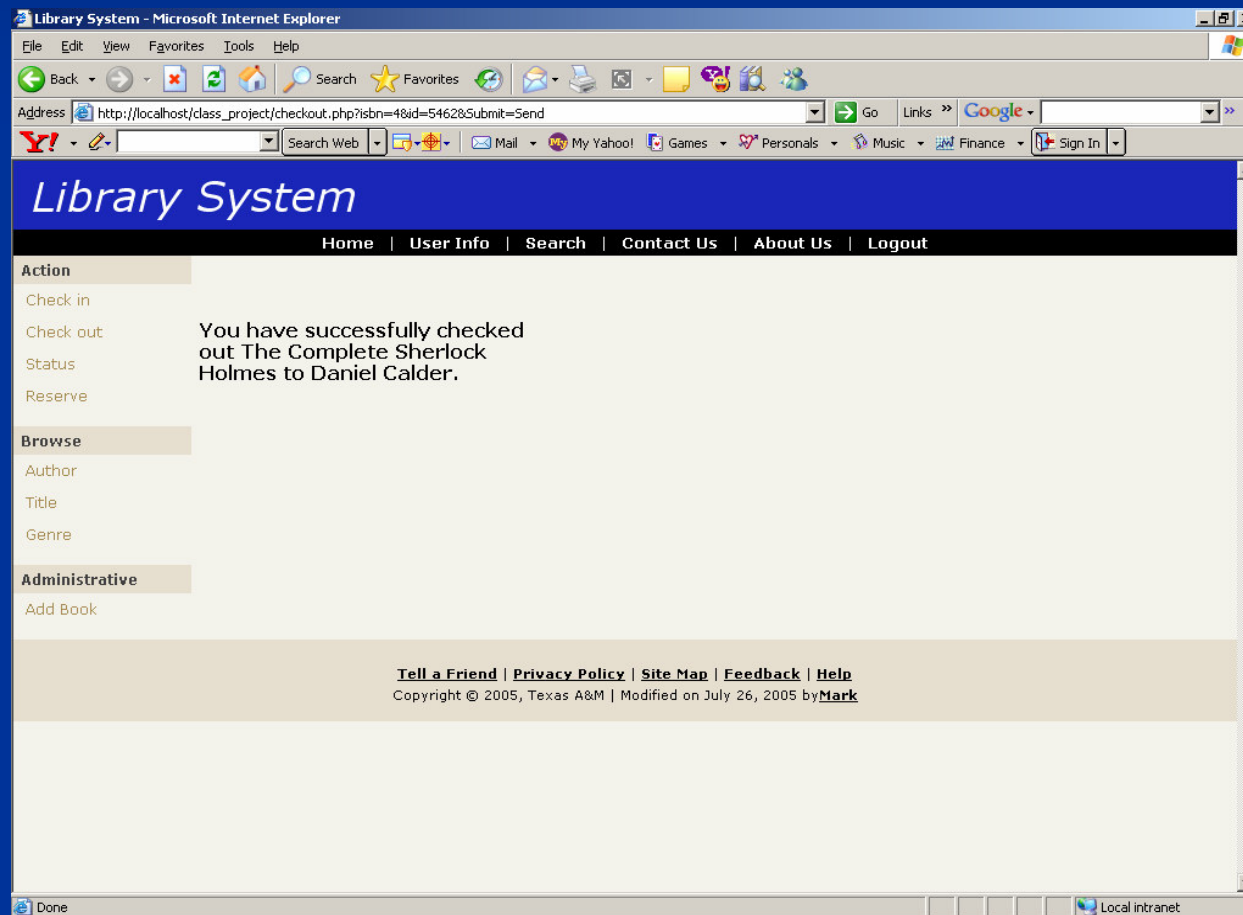
- Action:** Contains a vertical list of links: "Check in", "Check out", "Status", and "Reserve".
- Browse:** Contains a vertical list of links: "Author", "Title", and "Genre".
- Administrative:** Contains a link: "Add Book".

In the center of the page, there is a form for checking out a book. It includes two input fields: "Book ID:" with the value "4" and "Patron ID:" with the value "5462". Below these fields is a "Send" button.

At the bottom of the page, there is a footer with the following text: "Tell a Friend | Privacy Policy | Site Map | Feedback | Help" and "Copyright © 2005, Texas A&M | Modified on July 26, 2005 by Mark".

Library System Case Study

■ Checkout Book Confirmation



Library System Case Study

■ Checkin Book

Library System - Check book in - Microsoft Internet Explorer

File Edit View Favorites Tools Help

Back Forward Stop Home Search Favorites Refresh Print

Address http://localhost/class_project/checkin.html Go Links » Google

Search Web Search Mail My Yahoo! Games Personals Music Finance Sign In

Library System

[Home](#) | [User Info](#) | [Search](#) | [Contact Us](#) | [About Us](#) | [Logout](#)

Action

Check in Book ID:

Check out

Status

Reserve

Browse

Author

Title

Genre

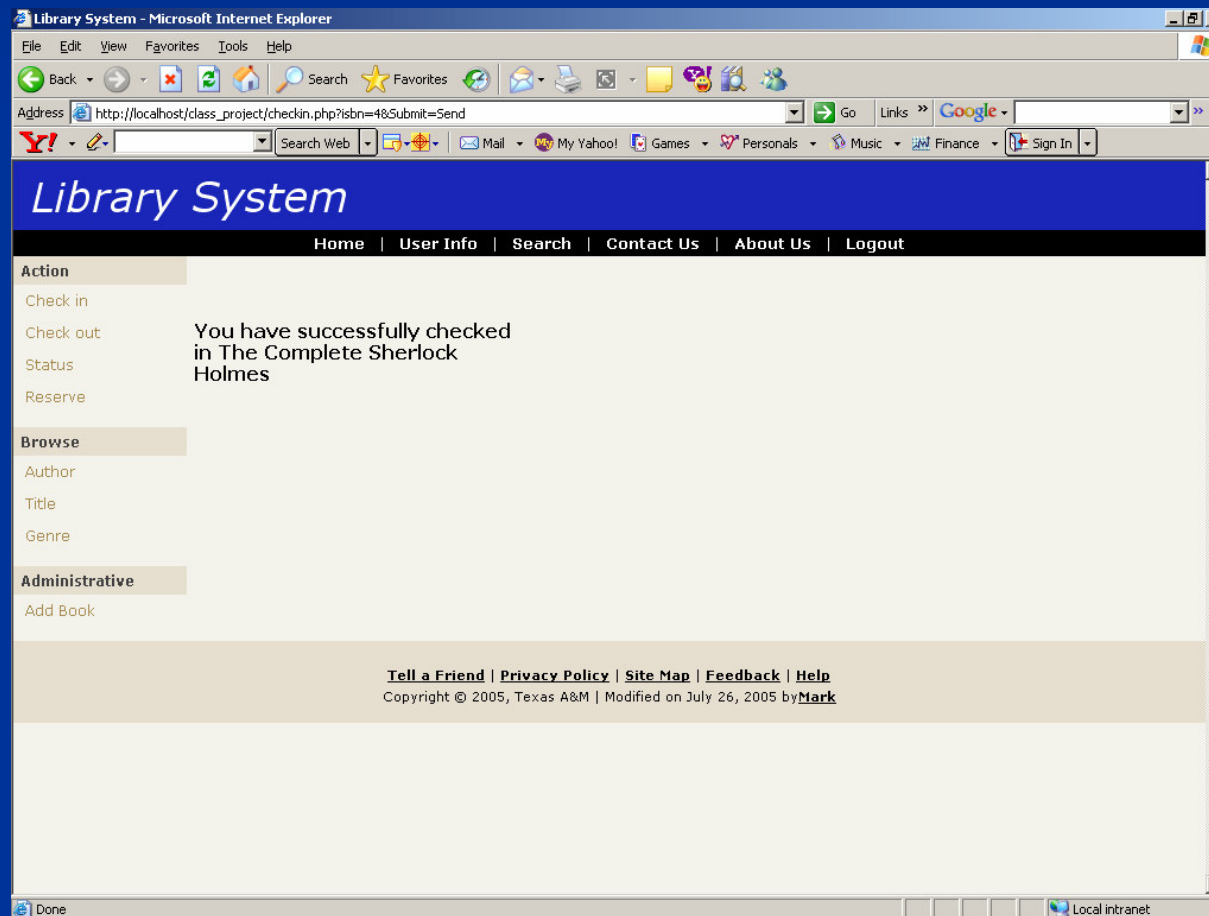
[Tell a Friend](#) | [Privacy Policy](#) | [Site Map](#) | [Feedback](#) | [Help](#)

Copyright © 2005, Texas A&M | Modified on July 26, 2005 by Mark

Local intranet

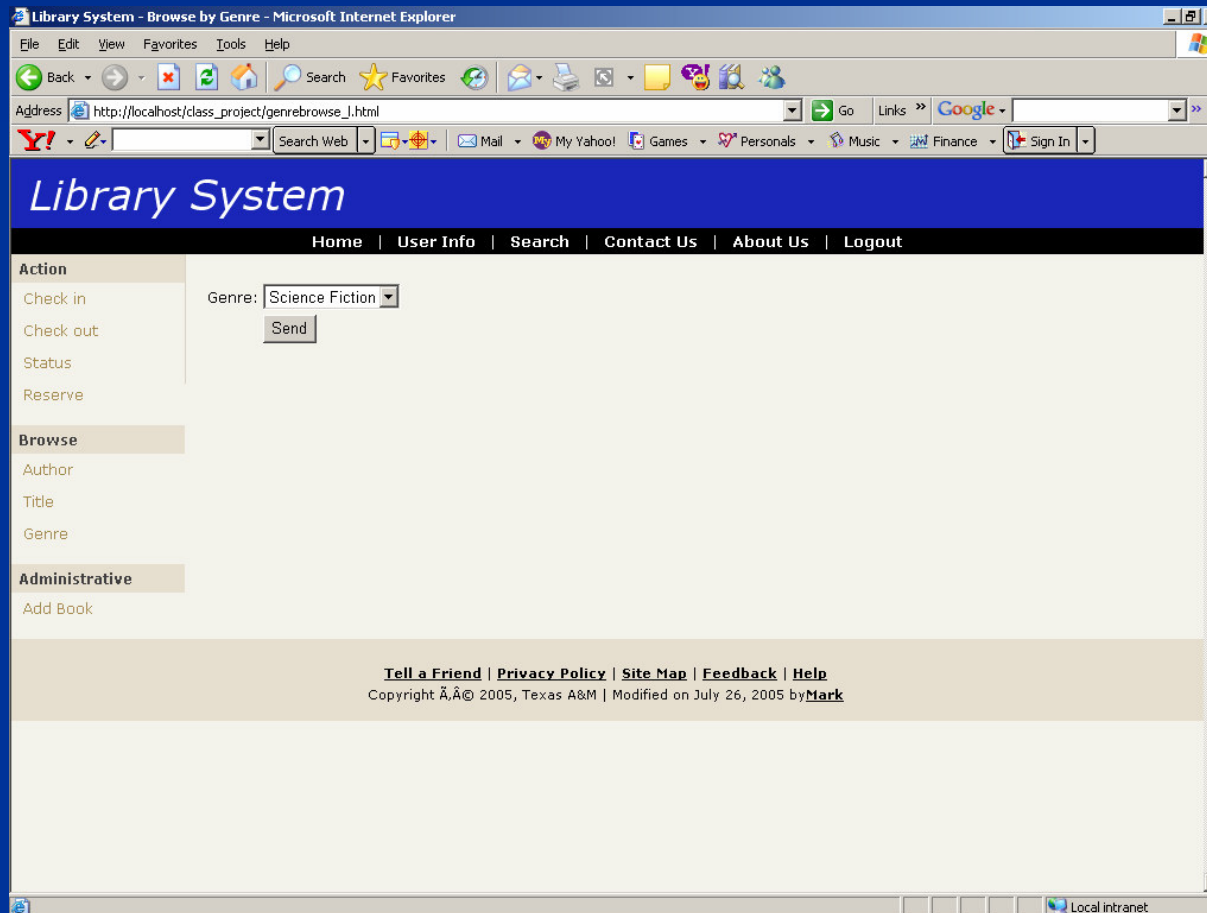
Library System Case Study

■ Checkin Confirmation



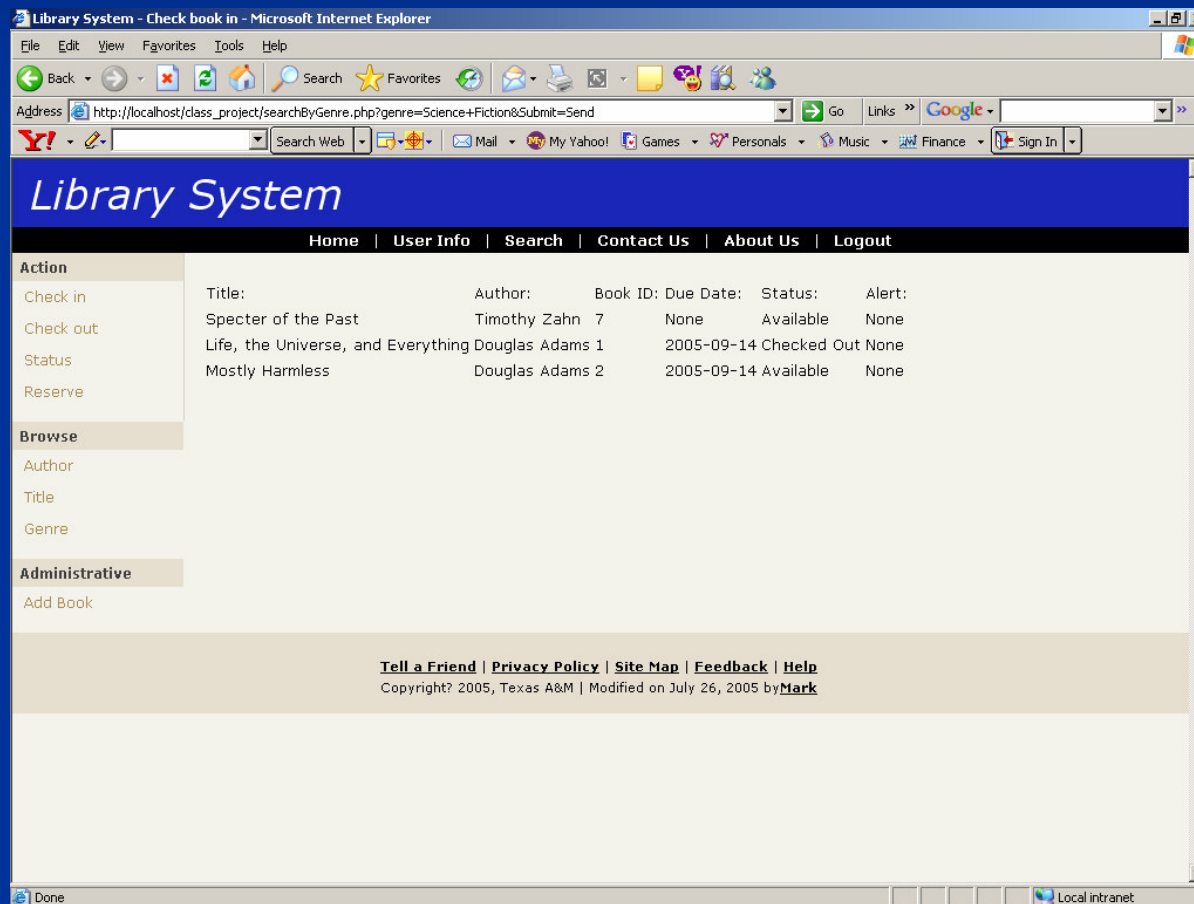
Library System Case Study

■ Search by Genre



Library System Case Study

■ Search Results



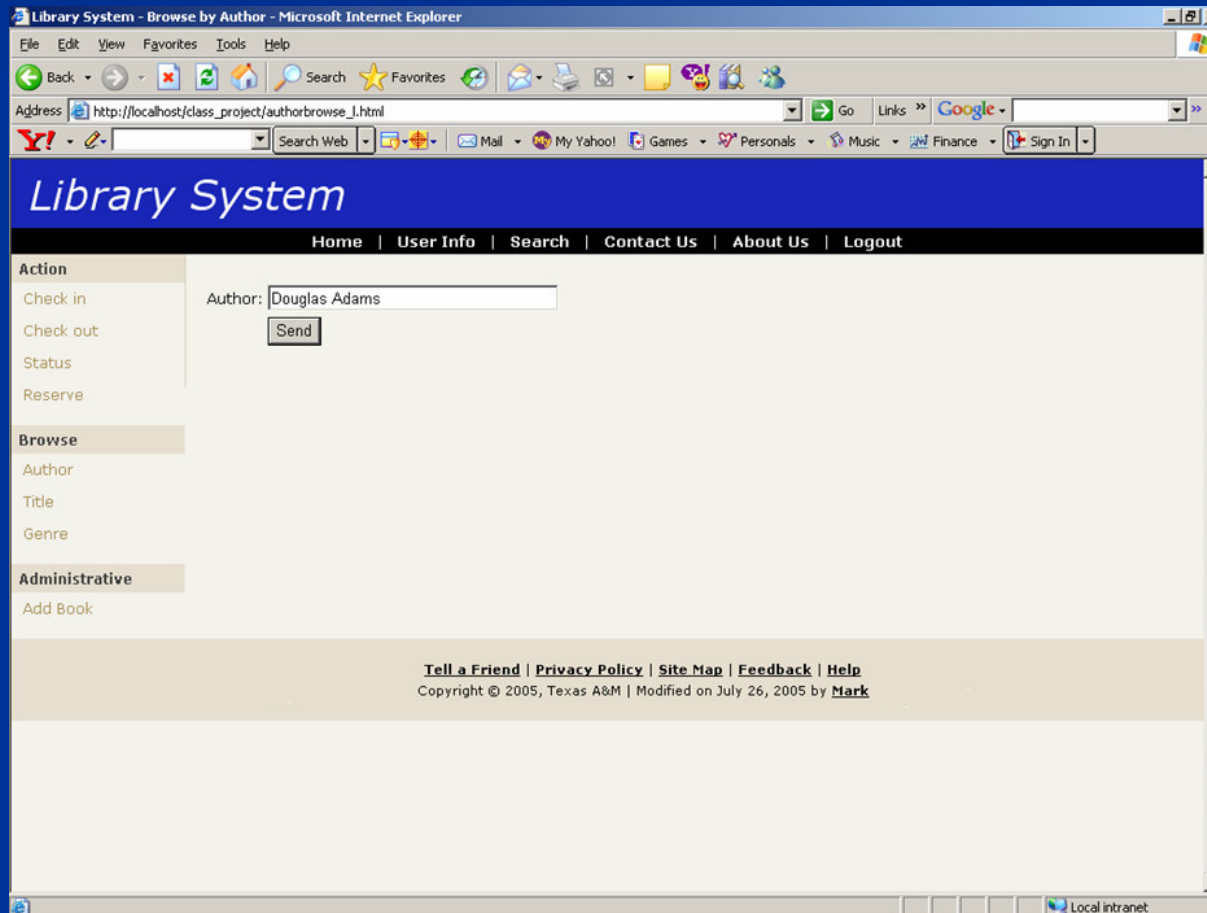
The screenshot shows a Microsoft Internet Explorer browser window displaying the 'Library System' website. The address bar shows the URL: `http://localhost/class_project/searchByGenre.php?genre=Science+Fiction&Submit=Send`. The page features a navigation menu with links for Home, User Info, Search, Contact Us, About Us, and Logout. The main content area is divided into sections: Action, Browse, and Administrative. The Action section contains a table with search results.

Action	Title:	Author:	Book ID:	Due Date:	Status:	Alert:
Check in	Specter of the Past	Timothy Zahn	7	None	Available	None
Check out	Life, the Universe, and Everything	Douglas Adams	1	2005-09-14	Checked Out	None
Status	Mostly Harmless	Douglas Adams	2	2005-09-14	Available	None
Reserve						

The Browse section includes links for Author, Title, and Genre. The Administrative section includes a link for Add Book. At the bottom of the page, there are links for Tell a Friend, Privacy Policy, Site Map, Feedback, and Help, along with a copyright notice: Copyright? 2005, Texas A&M | Modified on July 26, 2005 by Mark.

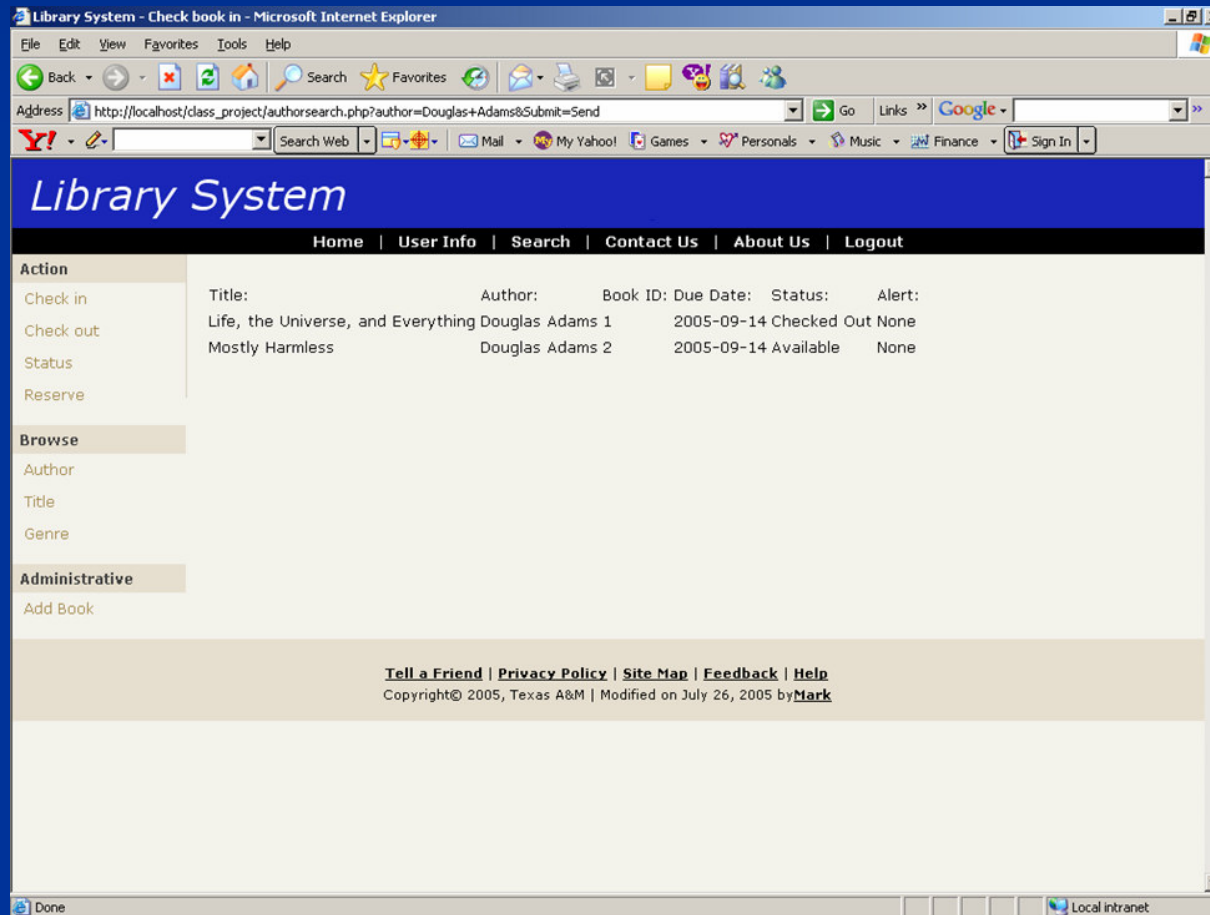
Library System Case Study

■ Search by Author



Library System Case Study

■ Search Results



The screenshot shows a Microsoft Internet Explorer browser window displaying a library system's search results page. The browser's address bar shows the URL: `http://localhost/class_project/authorsearch.php?author=Douglas+Adams&Submit=Send`. The page title is "Library System - Check book in - Microsoft Internet Explorer".

The page content includes a navigation menu with links: [Home](#), [User Info](#), [Search](#), [Contact Us](#), [About Us](#), and [Logout](#). The main content area is divided into three sections: "Action", "Browse", and "Administrative".

The "Action" section contains a table of search results:

Action	Title:	Author:	Book ID:	Due Date:	Status:	Alert:
Check in	Life, the Universe, and Everything	Douglas Adams	1	2005-09-14	Checked Out	None
Check out	Mostly Harmless	Douglas Adams	2	2005-09-14	Available	None
Status						
Reserve						

The "Browse" section contains links for [Author](#), [Title](#), and [Genre](#). The "Administrative" section contains a link for [Add Book](#).

At the bottom of the page, there is a footer with links: [Tell a Friend](#), [Privacy Policy](#), [Site Map](#), [Feedback](#), and [Help](#). Below these links, the text reads: "Copyright© 2005, Texas A&M | Modified on July 26, 2005 by Mark".

Library System Case Study

■ Add Book

Library System - Add Book - Microsoft Internet Explorer

File Edit View Favorites Tools Help

Address http://localhost/class_project/addbook_1.html Go Links » Google

Y! Search Web Mail My Yahoo! Games Personals Music Finance Sign In

Library System

[Home](#) | [User Info](#) | [Search](#) | [Contact Us](#) | [About Us](#) | [Logout](#)

Action

Check in Title:

Check out Author:

Status ISBN:

Reserve Book ID:

Genre:

Browse

Author

Title

Genre

Administrative

Add Book

[Tell a Friend](#) | [Privacy Policy](#) | [Site Map](#) | [Feedback](#) | [Help](#)
Copyright © 2005, Texas A&M | Modified on July 26, 2005 by [Mark](#)

Local intranet